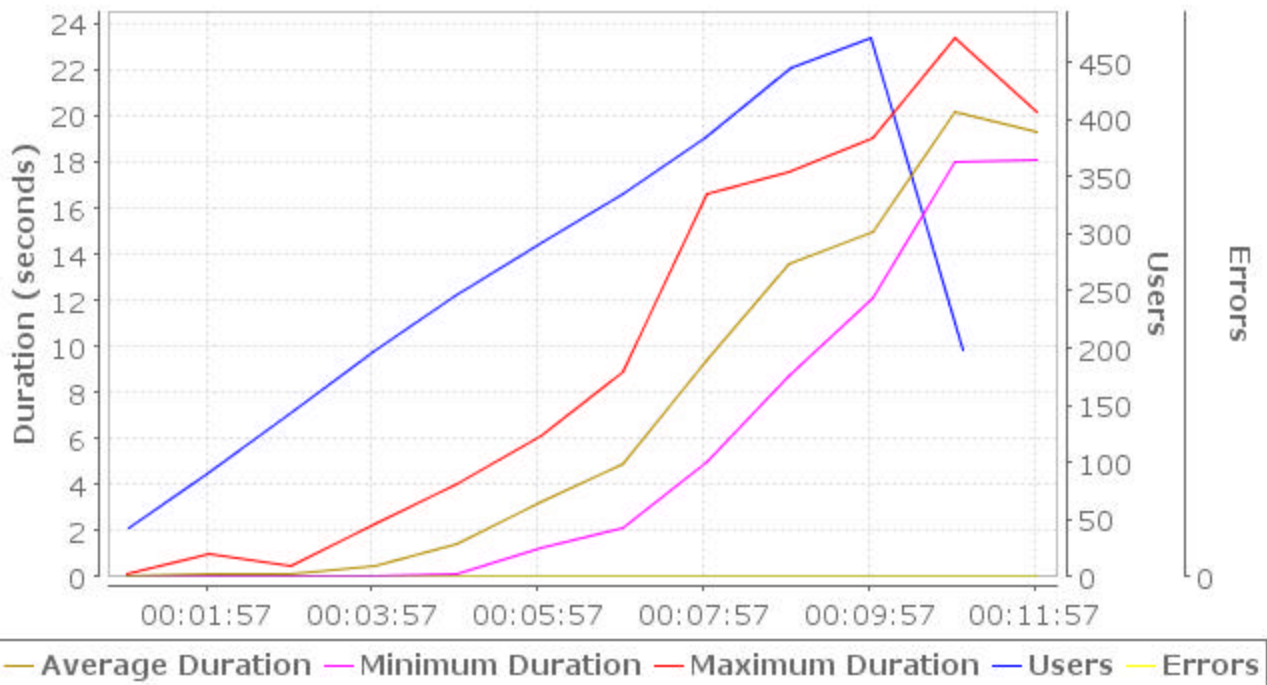


Test Report: 9/12/06 1:52 PM Acceptance Test

Page Analysis: Issue Tracker - Login [1]

The pages section contains detailed statistics for each web page, including how the minimum, average, and maximum load times changed at each point in the test, the bytes transferred, and bytes per second.

Testcase	create issue (1)
Page URL	http://lab7/IssueTracker/DesktopDefault.aspx?ReturnUrl=%2fIssueTracker%2fIssues%2fIssueList.aspx
Baseline Duration	00:00.39
Size	29,898
URLs	8



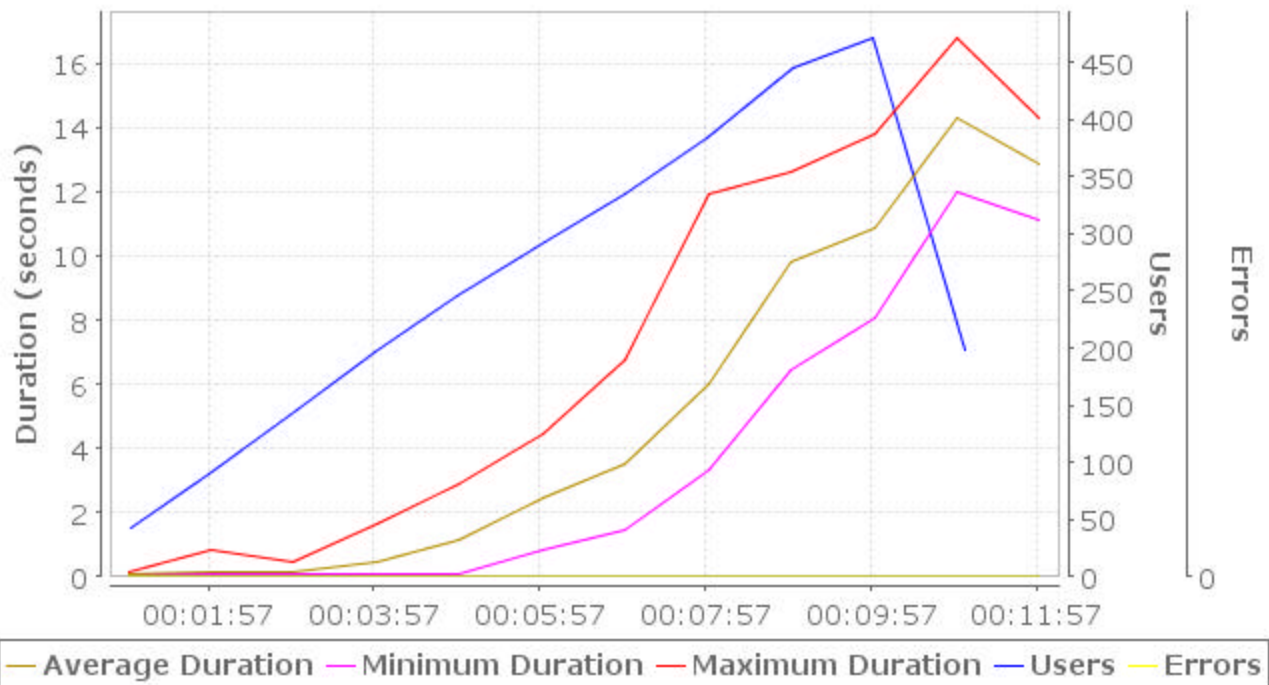
Time	Repeats	Errors	Avg Dur.	Min Dur.	Max Dur.	Bytes Transferred	Bytes/sec
00:01:00	27	0	00:00.073	00:00.057	00:00.108	807,246	409,562
00:02:00	50	0	00:00.087	00:00.057	00:01.007	1,494,900	343,655
00:03:00	79	0	00:00.104	00:00.056	00:00.494	2,361,942	287,481
00:04:00	102	0	00:00.450	00:00.059	00:02.320	3,049,596	66,440
00:05:00	92	0	00:01.423	00:00.118	00:04.035	2,750,616	21,011
00:06:00	95	0	00:03.259	00:01.289	00:06.127	2,840,310	9,174
00:07:00	98	0	00:04.886	00:02.132	00:08.895	2,930,004	6,119

00:08:00	84	0	00:09.374	00:04.974	00:16.616	2,511,432	3,189
00:09:00	64	0	00:13.561	00:08.706	00:17.560	1,913,472	2,205
00:10:00	92	0	00:14.919	00:12.073	00:19.072	2,750,616	2,004
00:11:00	54	0	00:20.159	00:18.020	00:23.368	1,614,492	1,483
00:12:00	25	0	00:19.275	00:18.056	00:20.150	747,450	1,551

Page Analysis: Issue Tracker - Issues [1]

The pages section contains detailed statistics for each web page, including how the minimum, average, and maximum load times changed at each point in the test, the bytes transferred, and bytes per second.

Testcase	create issue (1)
Page URL	http://lab7/IssueTracker/Issues/IssueList.aspx
Baseline Duration	00:00.13
Size	15,226
URLs	3

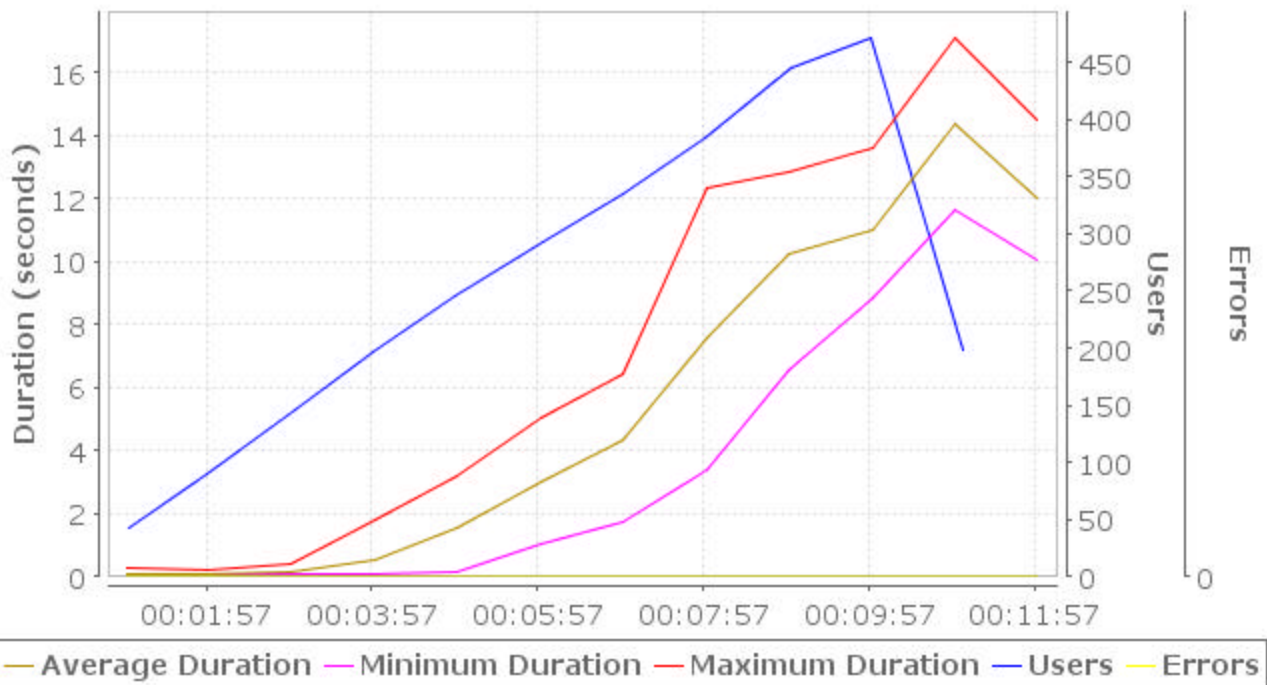


Time	Repeats	Errors	Avg Dur.	Min Dur.	Max Dur.	Bytes Transferred	Bytes/sec
00:01:00	26	0	00:00.105	00:00.064	00:00.156	513,873	188,232
00:02:00	48	0	00:00.129	00:00.077	00:00.850	948,447	153,173
00:03:00	72	0	00:00.153	00:00.062	00:00.452	1,410,390	128,031
00:04:00	93	0	00:00.448	00:00.085	00:01.628	1,838,577	44,129
00:05:00	107	0	00:01.172	00:00.092	00:02.908	2,125,449	16,949
00:06:00	89	0	00:02.434	00:00.843	00:04.454	1,755,198	8,102
00:07:00	97	0	00:03.529	00:01.478	00:06.782	1,923,396	5,619
00:08:00	67	0	00:05.996	00:03.308	00:11.898	1,332,826	3,318
00:09:00	69	0	00:09.826	00:06.468	00:12.630	1,369,164	2,019
00:10:00	87	0	00:10.871	00:08.078	00:13.779	1,743,525	1,843
00:11:00	61	0	00:14.303	00:11.961	00:16.782	1,205,602	1,382
00:12:00	36	0	00:12.869	00:11.108	00:14.279	724,046	1,563

Page Analysis: Issue Tracker - Issues [2]

The pages section contains detailed statistics for each web page, including how the minimum, average, and maximum load times changed at each point in the test, the bytes transferred, and bytes per second.

Testcase	create issue (1)
Page URL	http://lab7/IssueTracker/Issues/IssueDetail.aspx?pid=1
Baseline Duration	00:01.34
Size	19,337
URLs	3

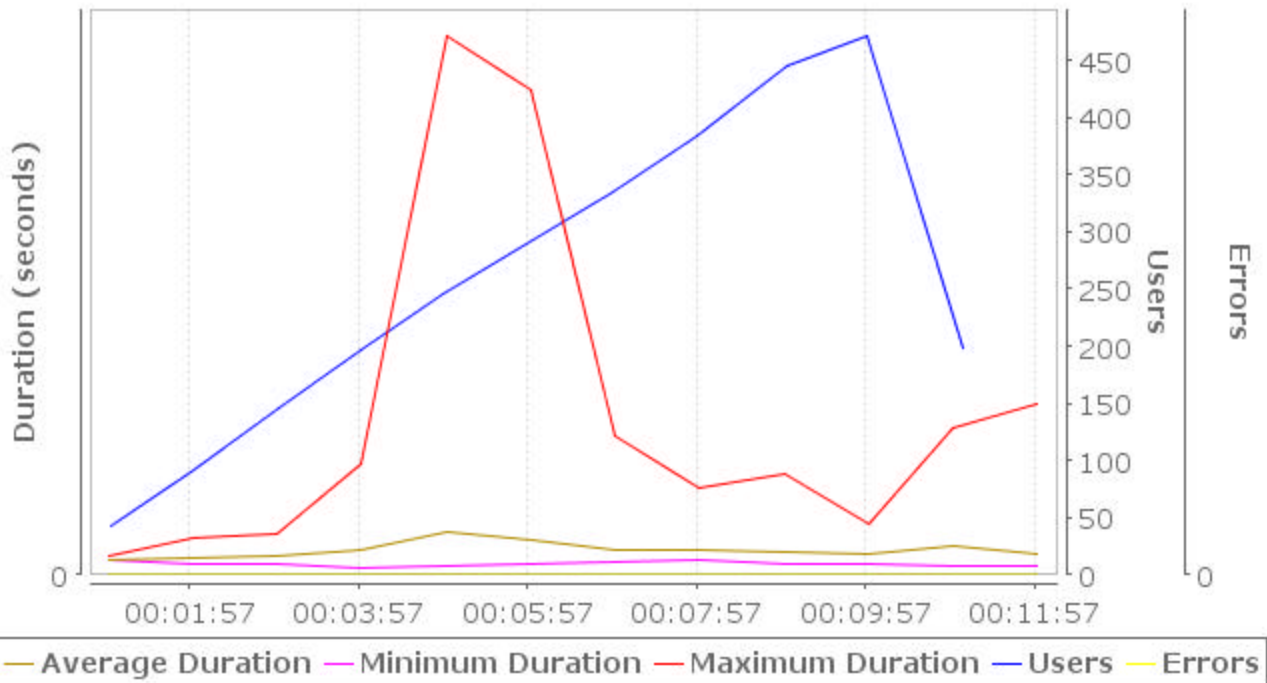


Time	Repeats	Errors	Avg Dur.	Min Dur.	Max Dur.	Bytes Transferred	Bytes/sec
00:01:00	21	0	00:00.107	00:00.075	00:00.304	904,612	402,587
00:02:00	51	0	00:00.123	00:00.078	00:00.250	2,196,905	350,216
00:03:00	72	0	00:00.166	00:00.078	00:00.440	2,966,119	248,169
00:04:00	94	0	00:00.569	00:00.093	00:01.820	4,032,570	75,395
00:05:00	106	0	00:01.529	00:00.186	00:03.187	4,607,001	28,425
00:06:00	88	0	00:03.000	00:01.047	00:05.008	3,701,288	14,020
00:07:00	98	0	00:04.338	00:01.733	00:06.462	4,211,868	9,907
00:08:00	47	0	00:07.600	00:03.370	00:12.332	2,044,002	5,722
00:09:00	87	0	00:10.225	00:06.552	00:12.864	3,761,546	4,228
00:10:00	55	0	00:11.023	00:08.860	00:13.577	2,442,601	4,029
00:11:00	79	0	00:14.370	00:11.649	00:17.083	3,399,820	2,995
00:12:00	54	0	00:12.035	00:10.045	00:14.468	2,366,724	3,642

Page Analysis: SmartNav.htm

The pages section contains detailed statistics for each web page, including how the minimum, average, and maximum load times changed at each point in the test, the bytes transferred, and bytes per second.

Testcase	create issue (1)
Page URL	http://lab7/aspnet_client/system_web/1_1_4322/SmartNav.htm
Baseline Duration	00:00.03
Size	11,028
URLs	2

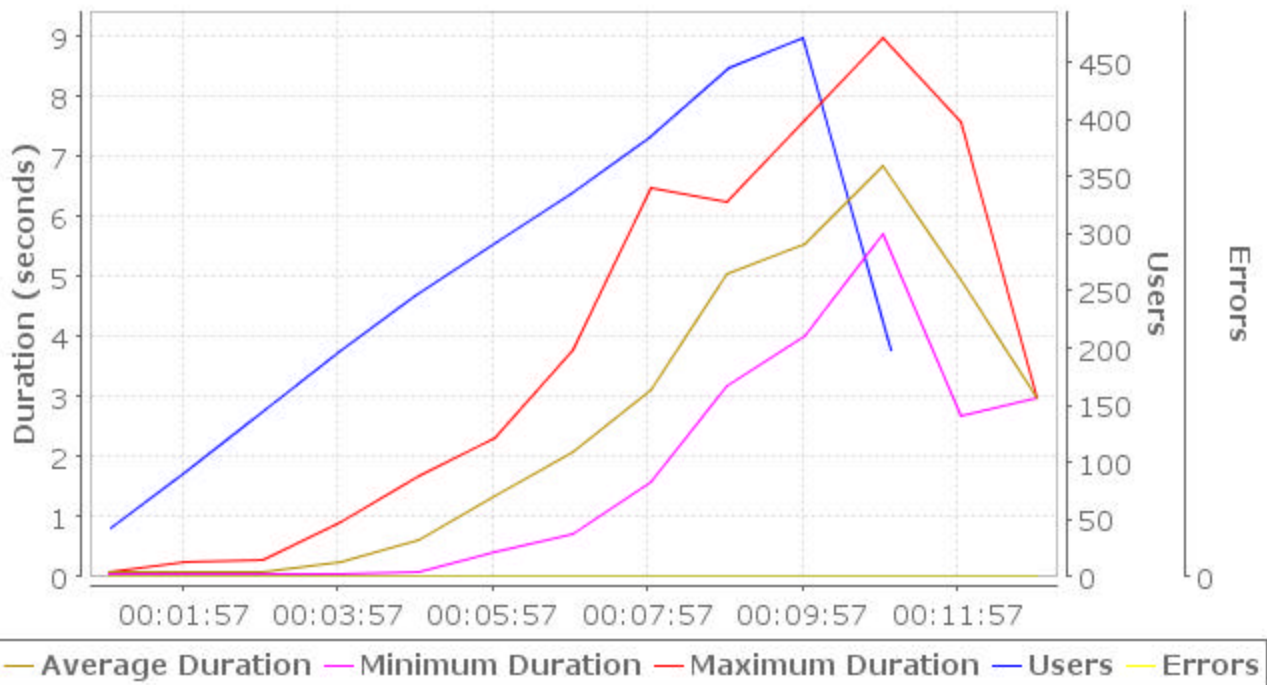


Time	Repeats	Errors	Avg Dur.	Min Dur.	Max Dur.	Bytes Transferred	Bytes/sec
00:01:00	21	0	00:00.018	00:00.017	00:00.023	231,588	612,667
00:02:00	51	0	00:00.020	00:00.012	00:00.045	562,428	551,400
00:03:00	72	0	00:00.022	00:00.012	00:00.050	794,016	501,273
00:04:00	94	0	00:00.030	00:00.008	00:00.134	1,036,632	367,600
00:05:00	106	0	00:00.051	00:00.010	00:00.646	1,168,968	216,235
00:06:00	88	0	00:00.042	00:00.012	00:00.582	970,464	262,571
00:07:00	97	0	00:00.031	00:00.015	00:00.166	1,069,716	355,742
00:08:00	48	0	00:00.031	00:00.017	00:00.104	529,344	355,742
00:09:00	87	0	00:00.028	00:00.012	00:00.120	959,436	393,857
00:10:00	55	0	00:00.025	00:00.014	00:00.062	606,540	441,120
00:11:00	79	0	00:00.035	00:00.011	00:00.177	871,212	315,086
00:12:00	54	0	00:00.025	00:00.010	00:00.206	595,512	441,120

Page Analysis: Issue Tracker - Issues [3]

The pages section contains detailed statistics for each web page, including how the minimum, average, and maximum load times changed at each point in the test, the bytes transferred, and bytes per second.

Testcase	create issue (1)
Page URL	http://lab7/IssueTracker/Issues/IssueDetail.aspx?pid=1
Baseline Duration	00:00.19
Size	21,349
URLs	1

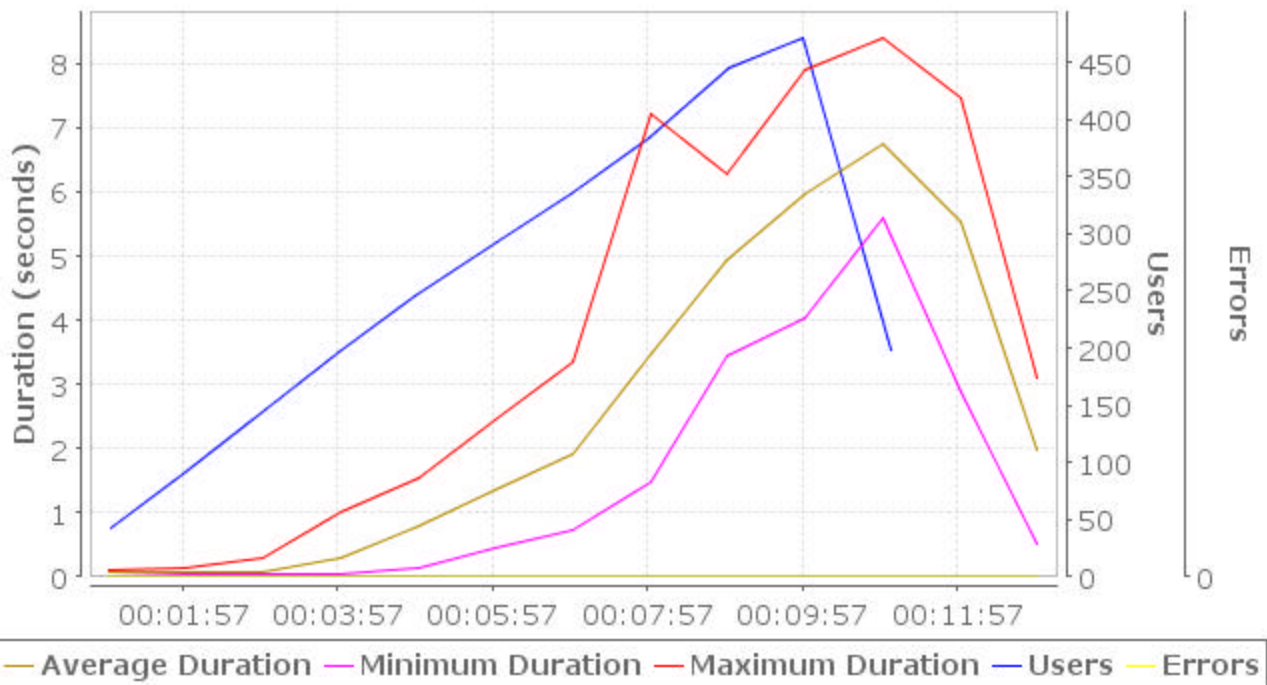


Time	Repeats	Errors	Avg Dur.	Min Dur.	Max Dur.	Bytes Transferred	Bytes/sec
00:01:00	15	0	00:00.072	00:00.059	00:00.088	503,078	465,813
00:02:00	41	0	00:00.081	00:00.046	00:00.261	1,375,279	414,116
00:03:00	69	0	00:00.091	00:00.043	00:00.271	2,314,549	368,617
00:04:00	93	0	00:00.237	00:00.051	00:00.912	3,119,333	141,524
00:05:00	87	0	00:00.629	00:00.096	00:01.677	2,917,961	53,322
00:06:00	98	0	00:01.338	00:00.425	00:02.318	3,286,856	25,067
00:07:00	86	0	00:02.074	00:00.717	00:03.771	2,884,156	16,170
00:08:00	74	0	00:03.117	00:01.593	00:06.479	2,482,021	10,761
00:09:00	84	0	00:05.041	00:03.191	00:06.239	2,817,285	6,653
00:10:00	48	0	00:05.527	00:04.004	00:07.612	1,609,930	6,068
00:11:00	89	0	00:06.837	00:05.704	00:08.972	2,985,107	4,906
00:12:00	65	0	00:04.928	00:02.691	00:07.571	2,180,077	6,806

Page Analysis: Issue Tracker - Issues [4]

The pages section contains detailed statistics for each web page, including how the minimum, average, and maximum load times changed at each point in the test, the bytes transferred, and bytes per second.

Testcase	create issue (1)
Page URL	http://lab7/IssueTracker/Issues/IssueDetail.aspx?pid=1
Baseline Duration	00:00.11
Size	22,068
URLs	1

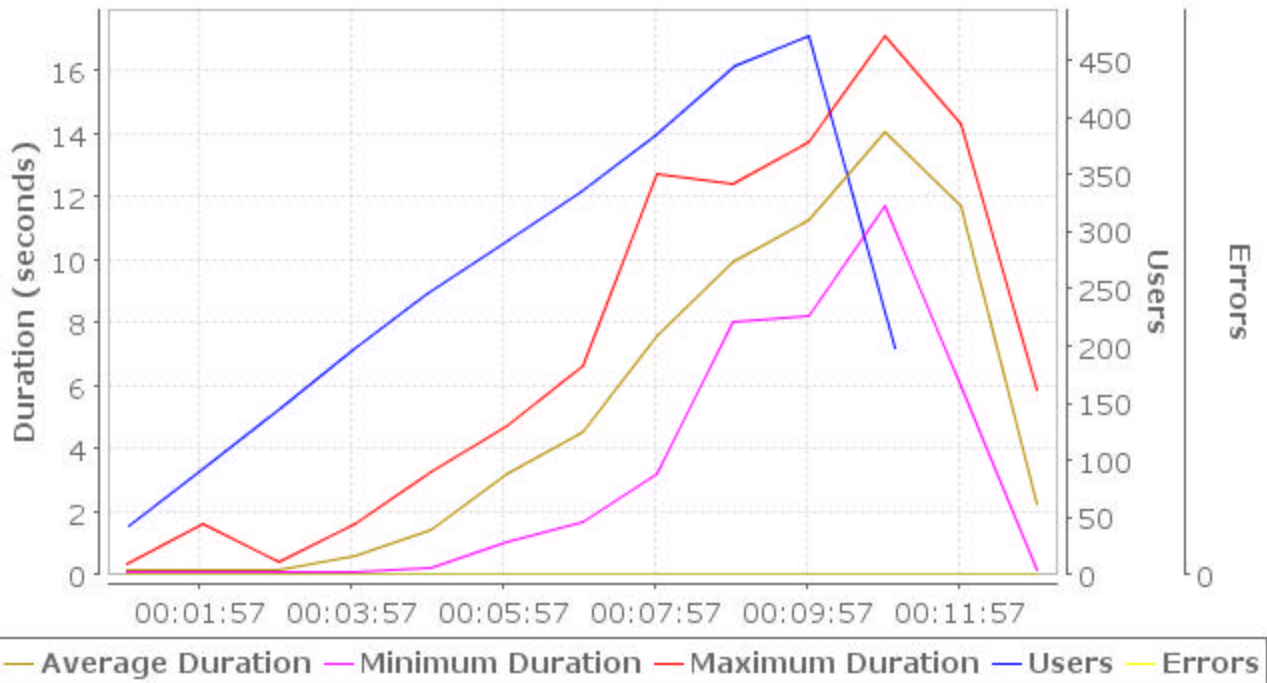


Time	Repeats	Errors	Avg Dur.	Min Dur.	Max Dur.	Bytes Transferred	Bytes/sec
00:01:00	11	0	00:00.078	00:00.067	00:00.112	377,411	439,873
00:02:00	41	0	00:00.076	00:00.058	00:00.130	1,406,697	451,443
00:03:00	61	0	00:00.089	00:00.050	00:00.299	2,092,982	385,519
00:04:00	97	0	00:00.292	00:00.053	00:01.010	3,327,907	117,494
00:05:00	87	0	00:00.793	00:00.148	00:01.529	2,984,845	43,264
00:06:00	86	0	00:01.359	00:00.463	00:02.447	2,950,523	25,245
00:07:00	86	0	00:01.924	00:00.743	00:03.363	2,950,335	17,831
00:08:00	85	0	00:03.469	00:01.482	00:07.221	2,916,038	9,889
00:09:00	71	0	00:04.933	00:03.440	00:06.273	2,435,815	6,955
00:10:00	57	0	00:05.965	00:04.026	00:07.911	1,955,522	5,751
00:11:00	78	0	00:06.743	00:05.607	00:08.397	2,676,016	5,088
00:12:00	70	0	00:05.516	00:02.895	00:07.456	2,401,560	6,220

Page Analysis: Issue Tracker - Issues [5]

The pages section contains detailed statistics for each web page, including how the minimum, average, and maximum load times changed at each point in the test, the bytes transferred, and bytes per second.

Testcase	create issue (1)
Page URL	http://lab7/IssueTracker/Issues/IssueList.aspx?pid=1
Baseline Duration	00:00.46
Size	20,878
URLs	5

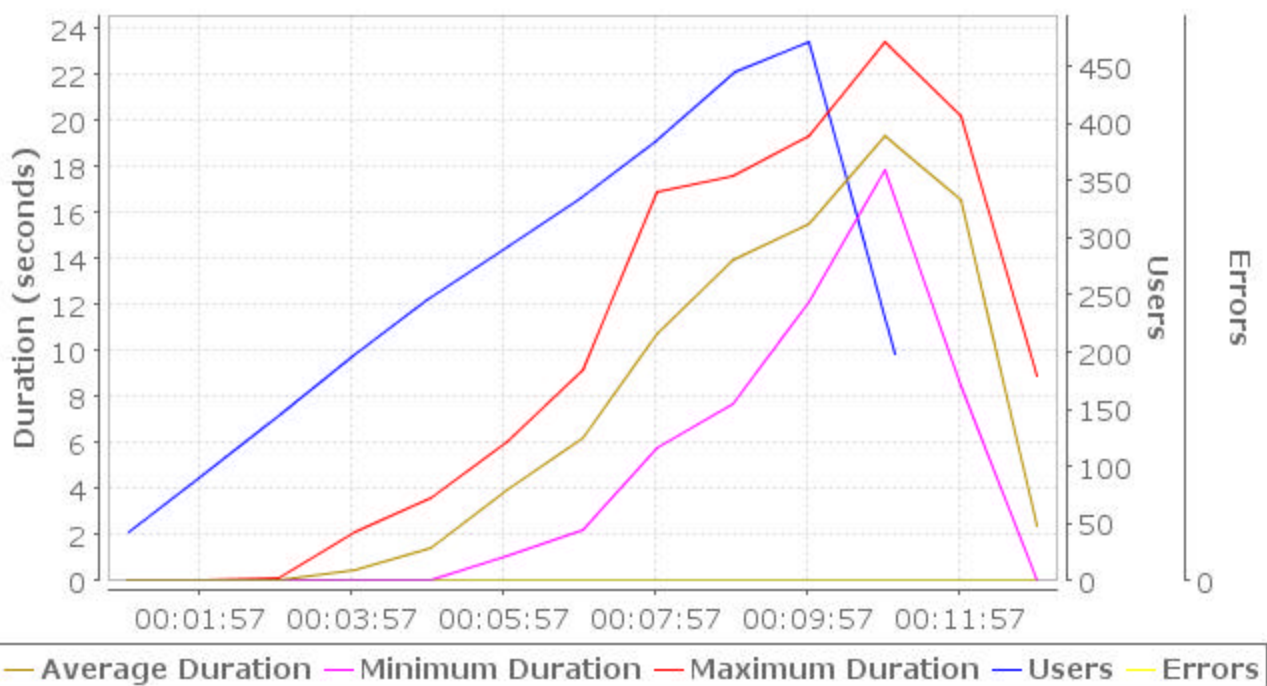


Time	Repeats	Errors	Avg Dur.	Min Dur.	Max Dur.	Bytes Transferred	Bytes/sec
00:01:00	10	0	00:00.148	00:00.097	00:00.330	312,533	211,171
00:02:00	41	0	00:00.140	00:00.078	00:01.610	1,285,687	223,987
00:03:00	60	0	00:00.174	00:00.083	00:00.406	1,881,660	180,236
00:04:00	88	0	00:00.589	00:00.091	00:01.633	2,756,705	53,185
00:05:00	92	0	00:01.447	00:00.238	00:03.250	2,888,157	21,695
00:06:00	85	0	00:03.176	00:01.050	00:04.705	2,669,219	9,887
00:07:00	85	0	00:04.519	00:01.663	00:06.642	2,676,137	6,967
00:08:00	84	0	00:07.599	00:03.188	00:12.703	2,638,706	4,134
00:09:00	58	0	00:09.916	00:08.002	00:12.438	1,831,189	3,184
00:10:00	64	0	00:11.262	00:08.234	00:13.767	2,011,342	2,791
00:11:00	71	0	00:14.032	00:11.689	00:17.110	2,246,933	2,255
00:12:00	79	0	00:11.724	00:05.974	00:14.309	2,489,168	2,688

Page Analysis: Issue Tracker - Login [2]

The pages section contains detailed statistics for each web page, including how the minimum, average, and maximum load times changed at each point in the test, the bytes transferred, and bytes per second.

Testcase	create issue (1)
Page URL	http://lab7/IssueTracker/DesktopDefault.aspx?ReturnUrl=%2fIssueTracker%2fIssues%2fIssueList.aspx
Baseline Duration	00:00.08
Size	4,436
URLs	3

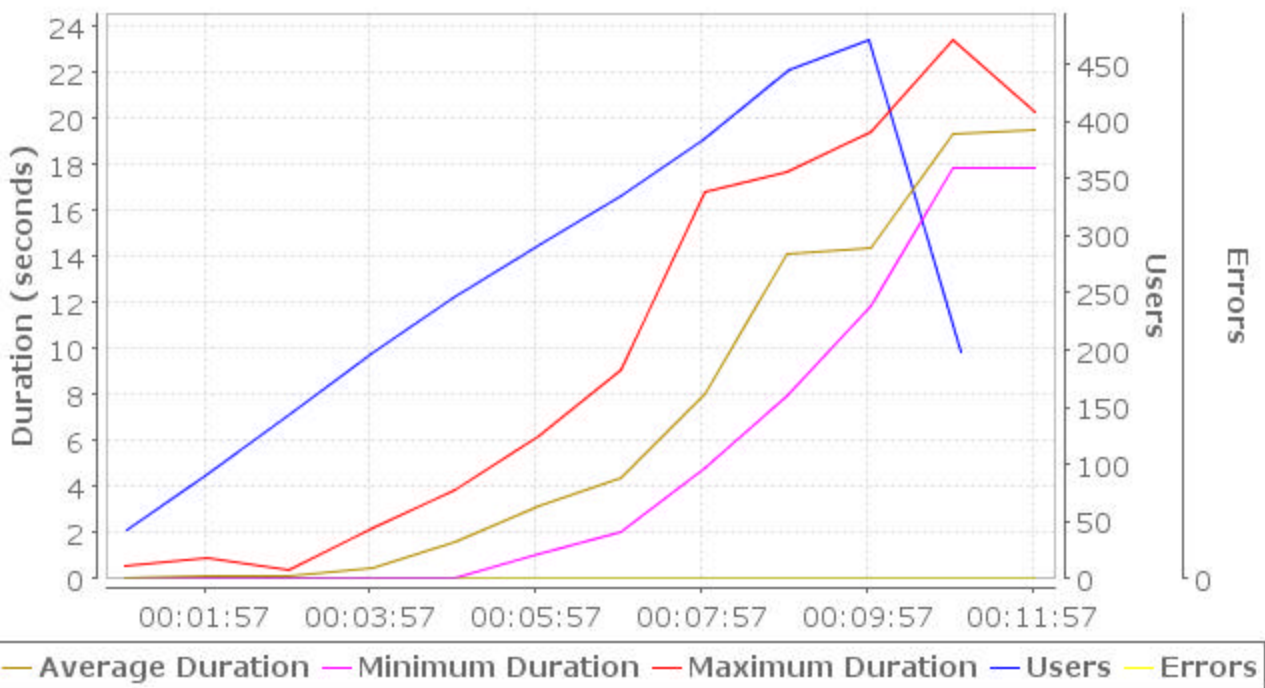


Time	Repeats	Errors	Avg Dur.	Min Dur.	Max Dur.	Bytes Transferred	Bytes/sec
00:01:00	10	0	00:00.015	00:00.015	00:00.021	44,360	295,733
00:02:00	38	0	00:00.026	00:00.013	00:00.078	168,568	170,615
00:03:00	61	0	00:00.038	00:00.013	00:00.157	270,596	116,737
00:04:00	85	0	00:00.473	00:00.015	00:02.096	377,060	9,378
00:05:00	90	0	00:01.454	00:00.033	00:03.625	399,240	3,051
00:06:00	87	0	00:03.964	00:01.114	00:06.025	385,932	1,119
00:07:00	80	0	00:06.222	00:02.214	00:09.155	354,880	713
00:08:00	82	0	00:10.736	00:05.769	00:16.890	363,752	413
00:09:00	39	0	00:13.967	00:07.704	00:17.624	173,004	318
00:10:00	83	0	00:15.513	00:12.108	00:19.310	368,188	286
00:11:00	47	0	00:19.318	00:17.862	00:23.413	208,492	230
00:12:00	101	0	00:16.527	00:08.480	00:20.196	448,036	268

Page Analysis: Issue Tracker - Login [1]

The pages section contains detailed statistics for each web page, including how the minimum, average, and maximum load times changed at each point in the test, the bytes transferred, and bytes per second.

Testcase	browse issues (2)
Page URL	http://lab7/IssueTracker/DesktopDefault.aspx?ReturnUrl=%2fIssueTracker%2fIssues%2fIssueList.aspx
Baseline Duration	00:00.42
Size	29,898
URLs	8

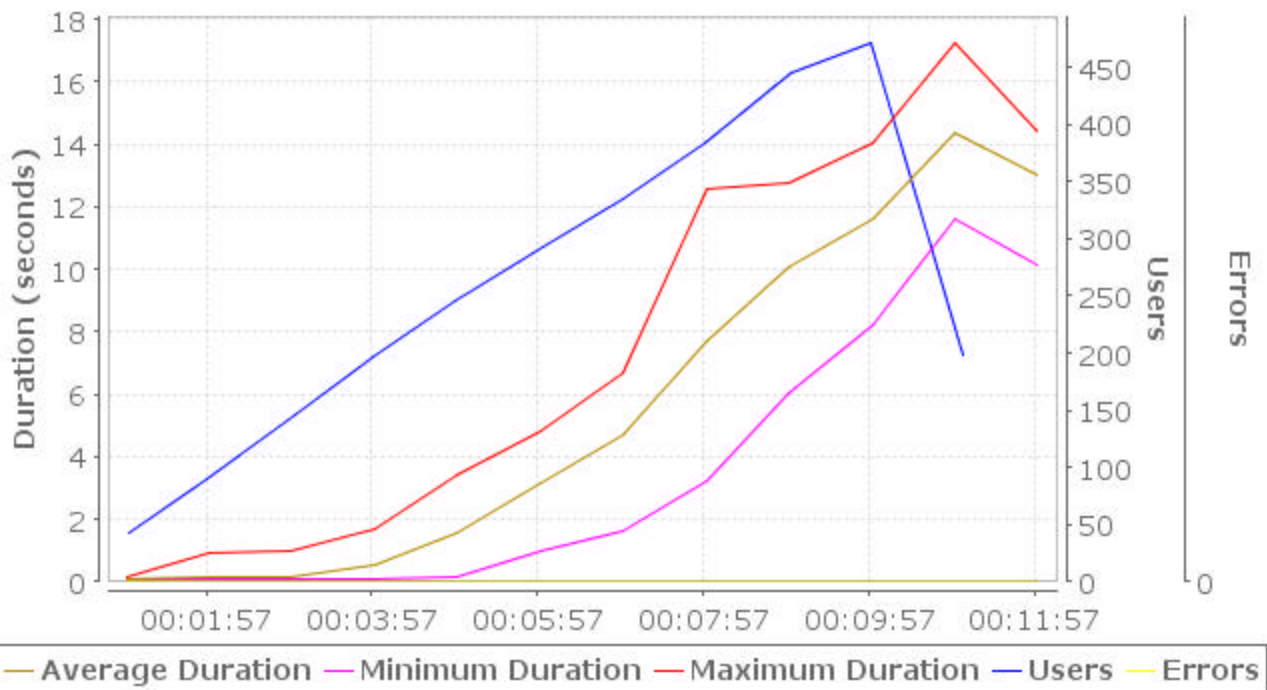


Time	Repeats	Errors	Avg Dur.	Min Dur.	Max Dur.	Bytes Transferred	Bytes/sec
00:01:00	45	0	00:00.084	00:00.052	00:00.596	1,345,410	355,929
00:02:00	101	0	00:00.087	00:00.054	00:00.903	3,019,698	343,655
00:03:00	155	0	00:00.093	00:00.055	00:00.382	4,634,190	321,484
00:04:00	195	0	00:00.450	00:00.055	00:02.227	5,830,110	66,440
00:05:00	201	0	00:01.602	00:00.068	00:03.889	6,009,498	18,663
00:06:00	209	0	00:03.195	00:01.108	00:06.181	6,248,682	9,358
00:07:00	170	0	00:04.406	00:02.071	00:09.072	5,082,660	6,786
00:08:00	217	0	00:08.021	00:04.824	00:16.818	6,487,866	3,727
00:09:00	130	0	00:14.081	00:07.989	00:17.662	3,886,740	2,123
00:10:00	180	0	00:14.397	00:11.895	00:19.444	5,381,640	2,077
00:11:00	134	0	00:19.352	00:17.842	00:23.415	4,006,332	1,545
00:12:00	38	0	00:19.478	00:17.881	00:20.325	1,136,124	1,535

Page Analysis: Issue Tracker - Issues [1]

The pages section contains detailed statistics for each web page, including how the minimum, average, and maximum load times changed at each point in the test, the bytes transferred, and bytes per second.

Testcase	browse issues (2)
Page URL	http://lab7/IssueTracker/Issues/IssueList.aspx
Baseline Duration	00:01.12
Size	21,990
URLs	7

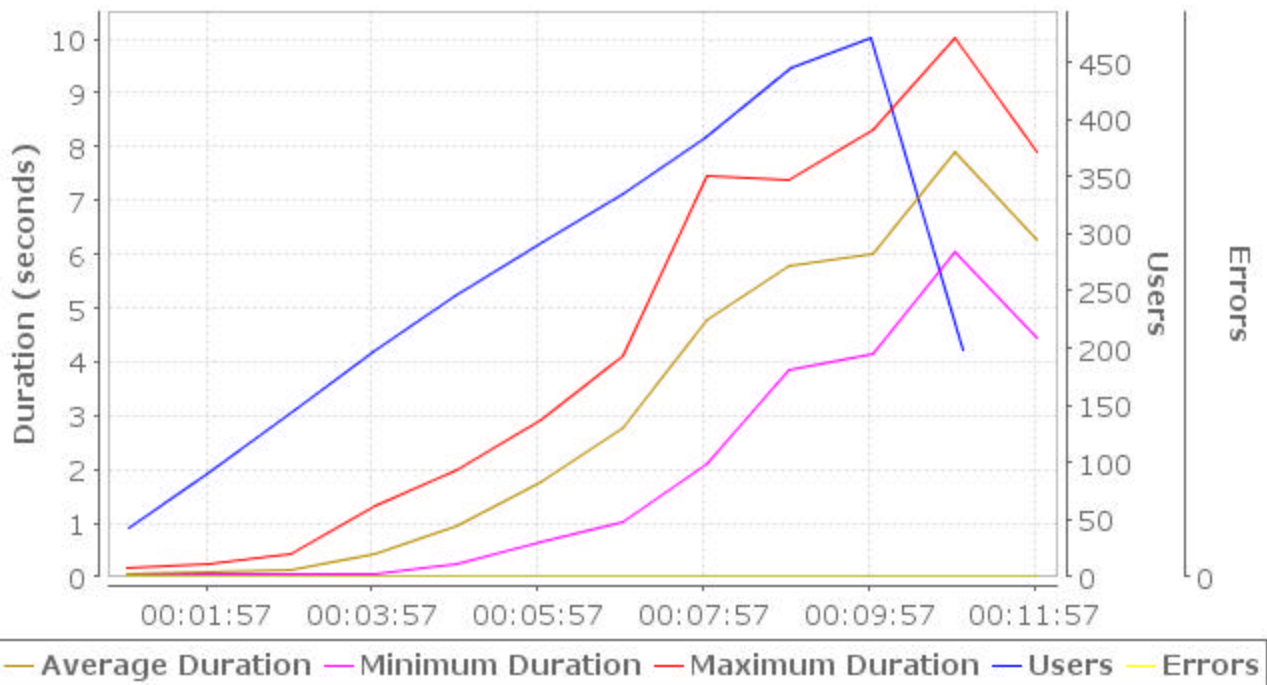


Time	Repeats	Errors	Avg Dur.	Min Dur.	Max Dur.	Bytes Transferred	Bytes/sec
00:01:00	37	0	00:00.092	00:00.069	00:00.140	784,862	230,571
00:02:00	94	0	00:00.131	00:00.070	00:00.902	1,996,736	162,152
00:03:00	150	0	00:00.169	00:00.068	00:00.968	3,163,668	124,800
00:04:00	183	0	00:00.549	00:00.086	00:01.669	3,881,831	38,638
00:05:00	210	0	00:01.571	00:00.149	00:03.423	4,452,954	13,497
00:06:00	192	0	00:03.173	00:01.006	00:04.847	4,066,739	6,675
00:07:00	202	0	00:04.694	00:01.628	00:06.658	4,288,465	4,523
00:08:00	118	0	00:07.687	00:03.235	00:12.532	2,526,093	2,785
00:09:00	156	0	00:10.073	00:06.035	00:12.751	3,307,632	2,105
00:10:00	159	0	00:11.582	00:08.213	00:14.052	3,401,488	1,847
00:11:00	130	0	00:14.375	00:11.590	00:17.232	2,760,875	1,477
00:12:00	132	0	00:13.001	00:10.112	00:14.444	2,830,832	1,650

Page Analysis: Issue Tracker - Issues [2]

The pages section contains detailed statistics for each web page, including how the minimum, average, and maximum load times changed at each point in the test, the bytes transferred, and bytes per second.

Testcase	browse issues (2)
Page URL	http://lab7/IssueTracker/Issues/IssueDetail.aspx?id=31962
Baseline Duration	00:00.63
Size	17,458
URLs	1

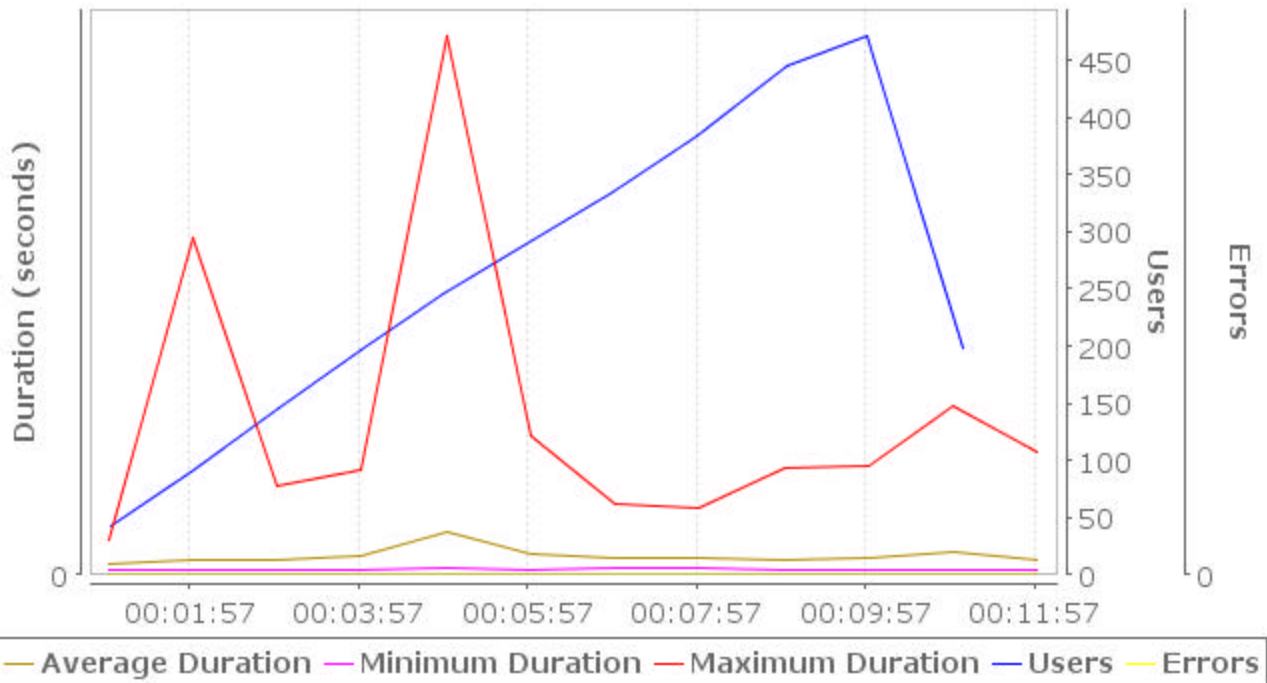


Time	Repeats	Errors	Avg Dur.	Min Dur.	Max Dur.	Bytes Transferred	Bytes/sec
00:01:00	32	0	00:00.059	00:00.038	00:00.154	553,317	293,070
00:02:00	92	0	00:00.075	00:00.037	00:00.228	1,591,034	230,585
00:03:00	138	0	00:00.123	00:00.041	00:00.439	2,387,081	140,632
00:04:00	187	0	00:00.441	00:00.051	00:01.336	3,234,462	39,221
00:05:00	183	0	00:00.932	00:00.231	00:01.999	3,165,401	18,559
00:06:00	225	0	00:01.748	00:00.655	00:02.915	3,891,735	9,895
00:07:00	186	0	00:02.768	00:01.038	00:04.119	3,217,487	6,249
00:08:00	131	0	00:04.784	00:02.097	00:07.463	2,266,128	3,616
00:09:00	144	0	00:05.788	00:03.856	00:07.372	2,491,034	2,989
00:10:00	149	0	00:05.995	00:04.135	00:08.303	2,577,412	2,885
00:11:00	143	0	00:07.912	00:06.025	00:10.021	2,473,672	2,186
00:12:00	153	0	00:06.264	00:04.433	00:07.883	2,646,953	2,762

Page Analysis: SmartNav.htm

The pages section contains detailed statistics for each web page, including how the minimum, average, and maximum load times changed at each point in the test, the bytes transferred, and bytes per second.

Testcase	browse issues (2)
Page URL	http://lab7/aspnet_client/system_web/1_1_4322/SmartNav.htm
Baseline Duration	00:00.05
Size	11,034
URLs	2

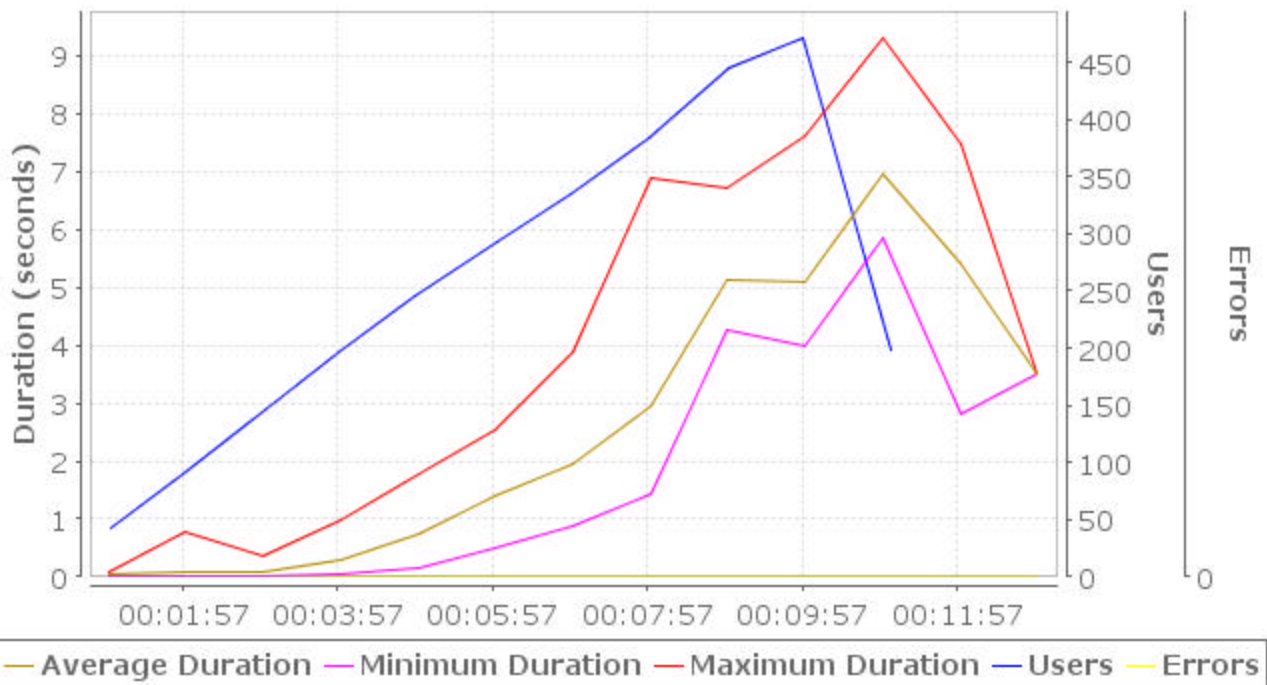


Time	Repeats	Errors	Avg Dur.	Min Dur.	Max Dur.	Bytes Transferred	Bytes/sec
00:01:00	32	0	00:00.018	00:00.008	00:00.058	353,088	613,000
00:02:00	92	0	00:00.024	00:00.009	00:00.557	1,015,128	459,750
00:03:00	137	0	00:00.026	00:00.007	00:00.146	1,511,658	424,385
00:04:00	188	0	00:00.030	00:00.008	00:00.173	2,074,392	367,800
00:05:00	183	0	00:00.070	00:00.010	00:00.892	2,019,222	157,629
00:06:00	225	0	00:00.035	00:00.007	00:00.229	2,482,650	315,257
00:07:00	186	0	00:00.028	00:00.010	00:00.116	2,052,324	394,071
00:08:00	131	0	00:00.028	00:00.010	00:00.112	1,445,454	394,071
00:09:00	144	0	00:00.025	00:00.008	00:00.177	1,588,896	441,360
00:10:00	149	0	00:00.029	00:00.007	00:00.181	1,644,066	380,483
00:11:00	143	0	00:00.039	00:00.007	00:00.281	1,577,862	282,923
00:12:00	153	0	00:00.025	00:00.007	00:00.205	1,688,202	441,360

Page Analysis: Issue Tracker - Issues [3]

The pages section contains detailed statistics for each web page, including how the minimum, average, and maximum load times changed at each point in the test, the bytes transferred, and bytes per second.

Testcase	browse issues (2)
Page URL	http://lab7/IssueTracker/Issues/IssueList.aspx
Baseline Duration	00:00.05
Size	8,579
URLs	1

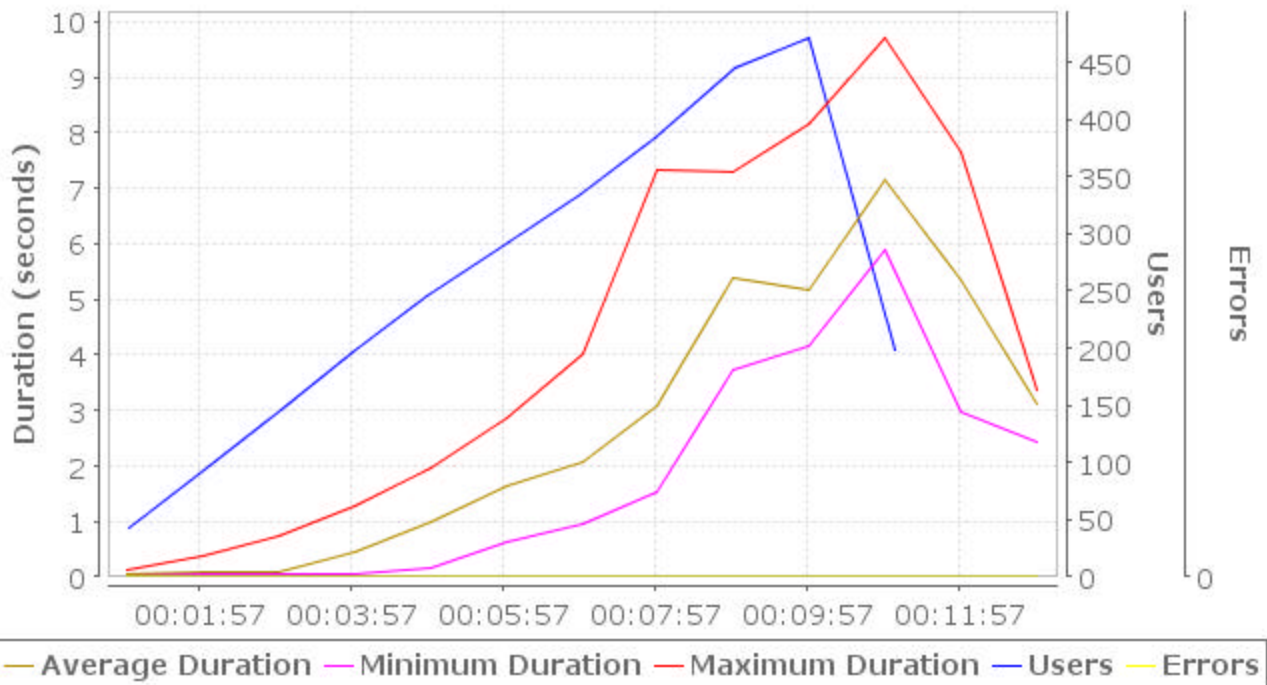


Time	Repeats	Errors	Avg Dur.	Min Dur.	Max Dur.	Bytes Transferred	Bytes/sec
00:01:00	26	0	00:00.051	00:00.029	00:00.070	202,076	152,395
00:02:00	86	0	00:00.072	00:00.032	00:00.768	674,949	109,003
00:03:00	136	0	00:00.101	00:00.032	00:00.353	1,045,173	76,090
00:04:00	187	0	00:00.304	00:00.034	00:00.967	1,455,061	25,596
00:05:00	175	0	00:00.748	00:00.144	00:01.790	1,359,776	10,388
00:06:00	183	0	00:01.389	00:00.493	00:02.547	1,416,894	5,574
00:07:00	184	0	00:01.946	00:00.867	00:03.868	1,459,452	4,076
00:08:00	186	0	00:02.948	00:01.430	00:06.892	1,461,072	2,665
00:09:00	150	0	00:05.132	00:04.250	00:06.722	1,167,294	1,516
00:10:00	130	0	00:05.084	00:03.984	00:07.620	1,038,148	1,571
00:11:00	157	0	00:06.958	00:05.844	00:09.297	1,227,484	1,124
00:12:00	162	0	00:05.410	00:02.806	00:07.485	1,302,630	1,486

Page Analysis: Issue Tracker - Issues [4]

The pages section contains detailed statistics for each web page, including how the minimum, average, and maximum load times changed at each point in the test, the bytes transferred, and bytes per second.

Testcase	browse issues (2)
Page URL	http://lab7/IssueTracker/Issues/IssueDetail.aspx?id=30485
Baseline Duration	00:00.07
Size	17,464
URLs	1

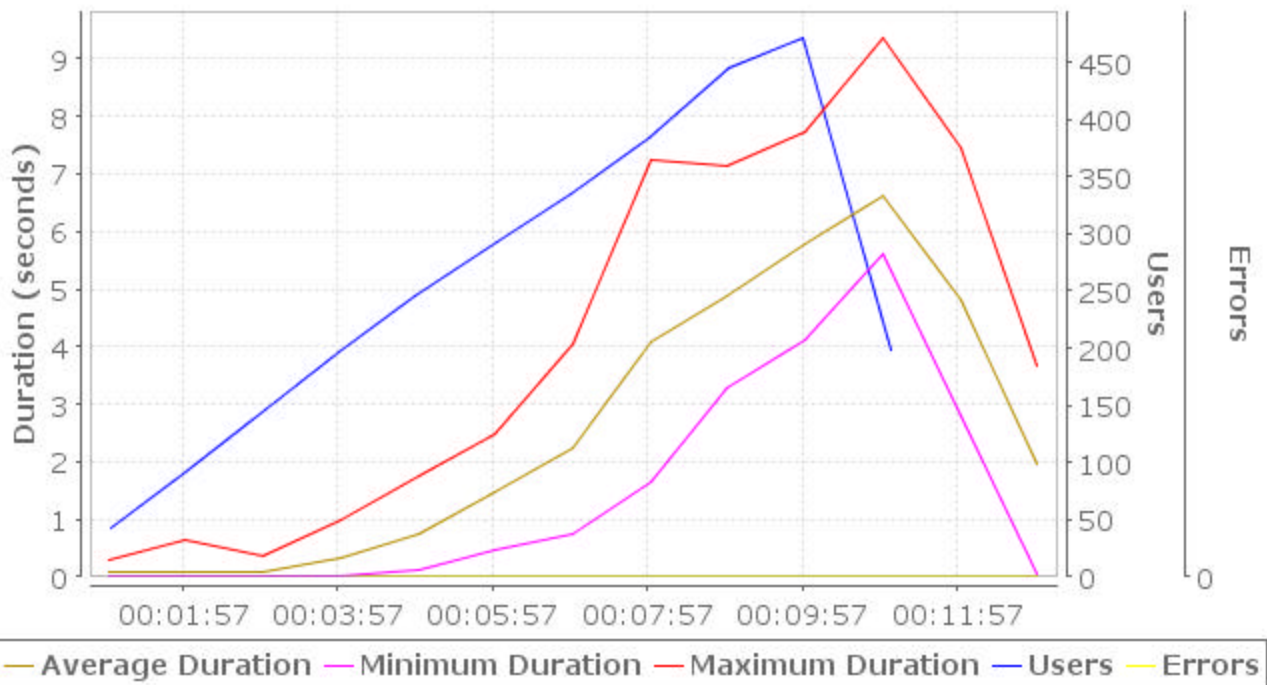


Time	Repeats	Errors	Avg Dur.	Min Dur.	Max Dur.	Bytes Transferred	Bytes/sec
00:01:00	24	0	00:00.059	00:00.037	00:00.109	414,990	293,072
00:02:00	82	0	00:00.082	00:00.038	00:00.365	1,418,028	210,891
00:03:00	135	0	00:00.101	00:00.038	00:00.721	2,335,187	171,264
00:04:00	185	0	00:00.437	00:00.041	00:01.273	3,199,779	39,579
00:05:00	174	0	00:00.972	00:00.168	00:01.962	3,009,620	17,795
00:06:00	180	0	00:01.621	00:00.642	00:02.873	3,113,123	10,669
00:07:00	184	0	00:02.080	00:00.944	00:04.031	3,182,826	8,316
00:08:00	188	0	00:03.067	00:01.531	00:07.316	3,252,027	5,640
00:09:00	155	0	00:05.385	00:03.739	00:07.293	2,681,456	3,213
00:10:00	125	0	00:05.170	00:04.160	00:08.165	2,162,131	3,346
00:11:00	164	0	00:07.130	00:05.883	00:09.705	2,837,074	2,426
00:12:00	155	0	00:05.335	00:02.981	00:07.647	2,681,525	3,243

Page Analysis: Issue Tracker - Issues [5]

The pages section contains detailed statistics for each web page, including how the minimum, average, and maximum load times changed at each point in the test, the bytes transferred, and bytes per second.

Testcase	browse issues (2)
Page URL	http://lab7/IssueTracker/Issues/IssueList.aspx
Baseline Duration	00:00.06
Size	8,579
URLs	1

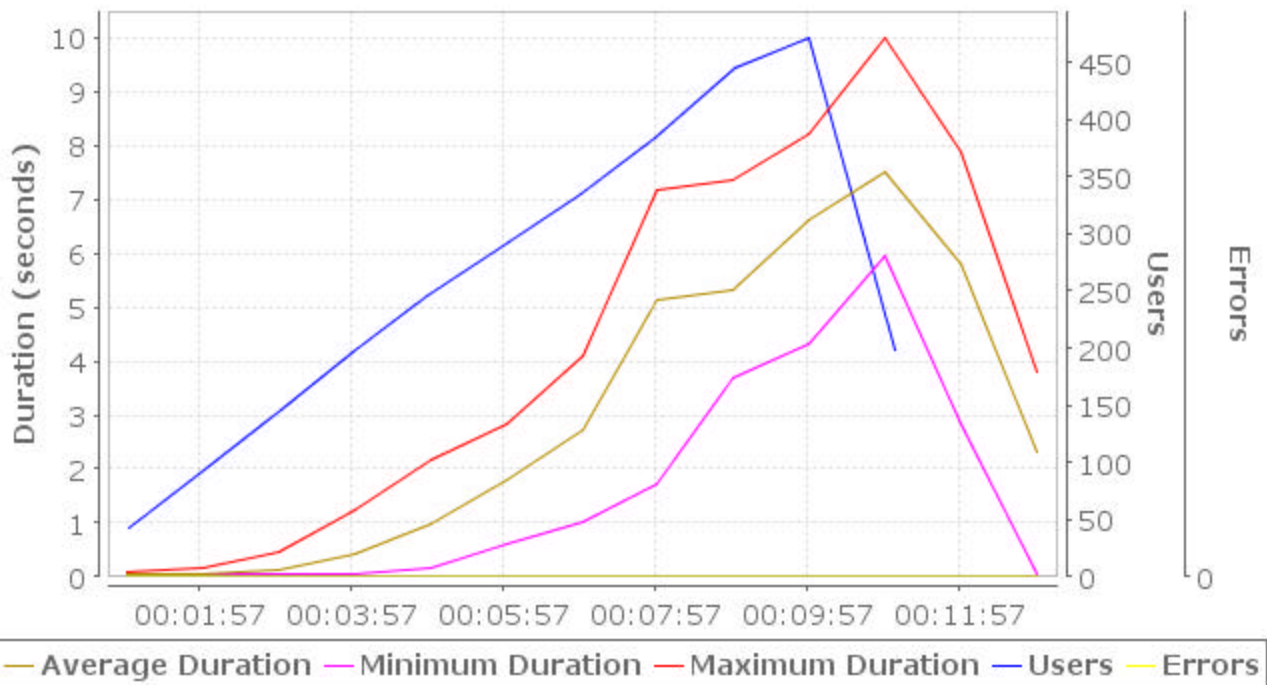


Time	Repeats	Errors	Avg Dur.	Min Dur.	Max Dur.	Bytes Transferred	Bytes/sec
00:01:00	14	0	00:00.079	00:00.030	00:00.282	107,741	97,415
00:02:00	82	0	00:00.082	00:00.034	00:00.642	641,164	95,355
00:03:00	126	0	00:00.101	00:00.032	00:00.367	974,305	76,560
00:04:00	177	0	00:00.313	00:00.034	00:00.977	1,375,959	24,836
00:05:00	183	0	00:00.730	00:00.126	00:01.767	1,418,576	10,619
00:06:00	181	0	00:01.463	00:00.451	00:02.488	1,413,912	5,339
00:07:00	184	0	00:02.222	00:00.757	00:04.032	1,450,578	3,548
00:08:00	167	0	00:04.082	00:01.642	00:07.255	1,298,577	1,905
00:09:00	149	0	00:04.888	00:03.280	00:07.144	1,178,572	1,618
00:10:00	141	0	00:05.770	00:04.124	00:07.742	1,111,190	1,366
00:11:00	157	0	00:06.621	00:05.609	00:09.359	1,236,535	1,190
00:12:00	159	0	00:04.815	00:02.807	00:07.444	1,269,025	1,658

Page Analysis: Issue Tracker - Issues [6]

The pages section contains detailed statistics for each web page, including how the minimum, average, and maximum load times changed at each point in the test, the bytes transferred, and bytes per second.

Testcase	browse issues (2)
Page URL	http://lab7/IssueTracker/Issues/IssueDetail.aspx?id=30214
Baseline Duration	00:00.08
Size	17,454
URLs	1

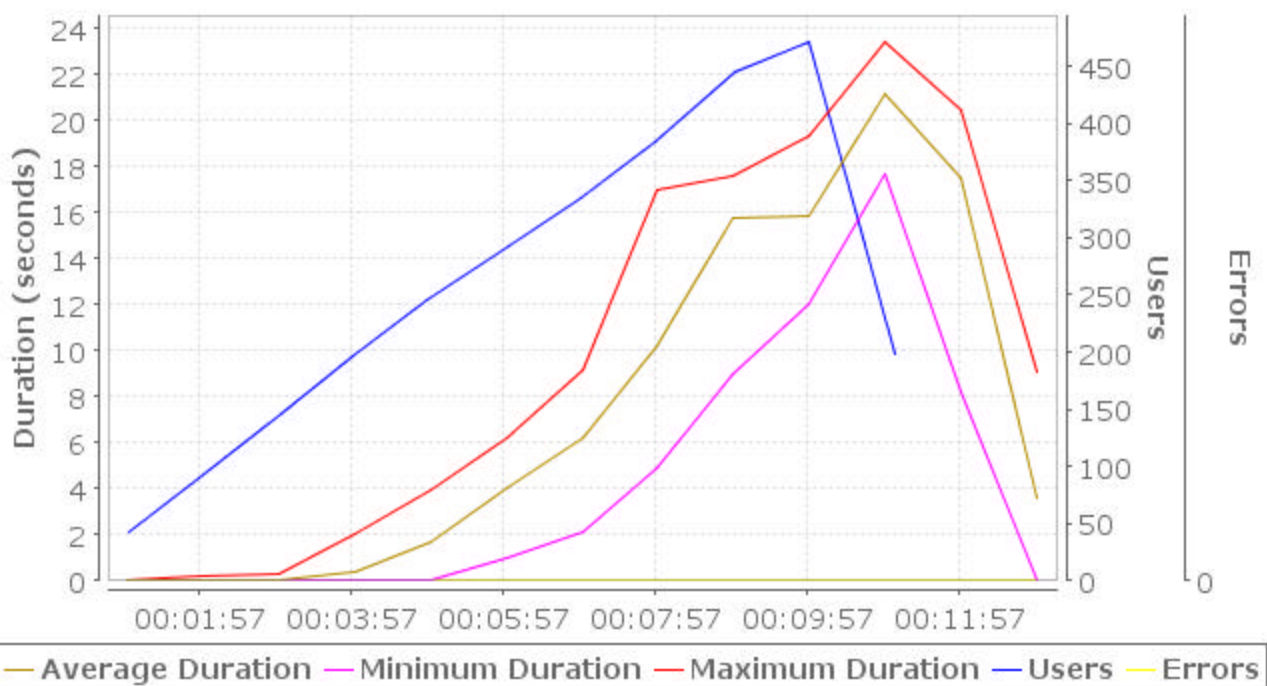


Time	Repeats	Errors	Avg Dur.	Min Dur.	Max Dur.	Bytes Transferred	Bytes/sec
00:01:00	14	0	00:00.061	00:00.038	00:00.101	242,068	283,452
00:02:00	76	0	00:00.069	00:00.037	00:00.164	1,314,316	250,632
00:03:00	129	0	00:00.119	00:00.038	00:00.481	2,231,311	145,353
00:04:00	173	0	00:00.422	00:00.041	00:01.242	2,992,291	40,987
00:05:00	184	0	00:00.980	00:00.175	00:02.183	3,182,662	17,650
00:06:00	179	0	00:01.792	00:00.614	00:02.838	3,095,995	9,652
00:07:00	190	0	00:02.708	00:01.007	00:04.081	3,286,748	6,388
00:08:00	136	0	00:05.122	00:01.717	00:07.180	2,352,602	3,377
00:09:00	132	0	00:05.324	00:03.696	00:07.337	2,283,478	3,249
00:10:00	160	0	00:06.621	00:04.322	00:08.215	2,767,741	2,613
00:11:00	130	0	00:07.493	00:05.935	00:09.984	2,248,790	2,309
00:12:00	179	0	00:05.806	00:02.840	00:07.869	3,096,641	2,980

Page Analysis: Issue Tracker - Login [2]

The pages section contains detailed statistics for each web page, including how the minimum, average, and maximum load times changed at each point in the test, the bytes transferred, and bytes per second.

Testcase	browse issues (2)
Page URL	http://lab7/IssueTracker/DesktopDefault.aspx?ReturnUrl=%2fIssueTracker%2fIssues%2fIssueList.aspx
Baseline Duration	00:00.18
Size	4,451
URLs	3



Time	Repeats	Errors	Avg Dur.	Min Dur.	Max Dur.	Bytes Transferred	Bytes/sec
00:01:00	12	0	00:00.015	00:00.015	00:00.016	53,412	296,733
00:02:00	72	0	00:00.031	00:00.012	00:00.245	320,472	143,581
00:03:00	125	0	00:00.043	00:00.013	00:00.280	556,375	103,512
00:04:00	172	0	00:00.414	00:00.015	00:02.062	765,572	10,751
00:05:00	180	0	00:01.721	00:00.018	00:03.937	801,180	2,586
00:06:00	183	0	00:04.057	00:01.016	00:06.174	814,533	1,097
00:07:00	169	0	00:06.191	00:02.120	00:09.127	752,219	719
00:08:00	158	0	00:10.154	00:04.936	00:16.969	703,258	438
00:09:00	103	0	00:15.763	00:08.958	00:17.546	458,453	282
00:10:00	143	0	00:15.810	00:12.020	00:19.297	636,493	282
00:11:00	128	0	00:21.118	00:17.702	00:23.392	569,728	211
00:12:00	172	0	00:17.529	00:08.234	00:20.452	765,572	254